

A Quick Guide to Searching the SPORTDiscus with Full Text

I. Scope of the Database

- SPORTDiscus is a comprehensive database containing bibliographic references and full-text documents.
- It is multi-disciplinary and international in scope and includes over 650,000 citations covering all aspects of sport including sport science and medicine, exercise physiology, fitness, physical education, recreation and leisure studies, kinesiology, biomechanics, coaching, athletic training, physical therapy, occupational therapy, psychology, sociology, history, sport management, facilities and equipment and other related disciplines.
- References include journal articles, books, book chapters, conference proceedings, dissertations, Web sites, book reviews and more dating back to the 1800's.

III. Advanced/Field searching

- The default is the **Advanced Search** screen.
- In the **Find** box, enter your term and click on tab to the right for a listing of fields.
- For example "AU kidd, b. AND SU Olympics" finds all articles written by Bruce Kidd (AU) that also include the subject Olympics (SU). (**Note:** The subject terms in this field are EBSCO thesaurus terms.)
- Do remember to use your searching techniques such as Boolean operators, truncation, and wildcard.

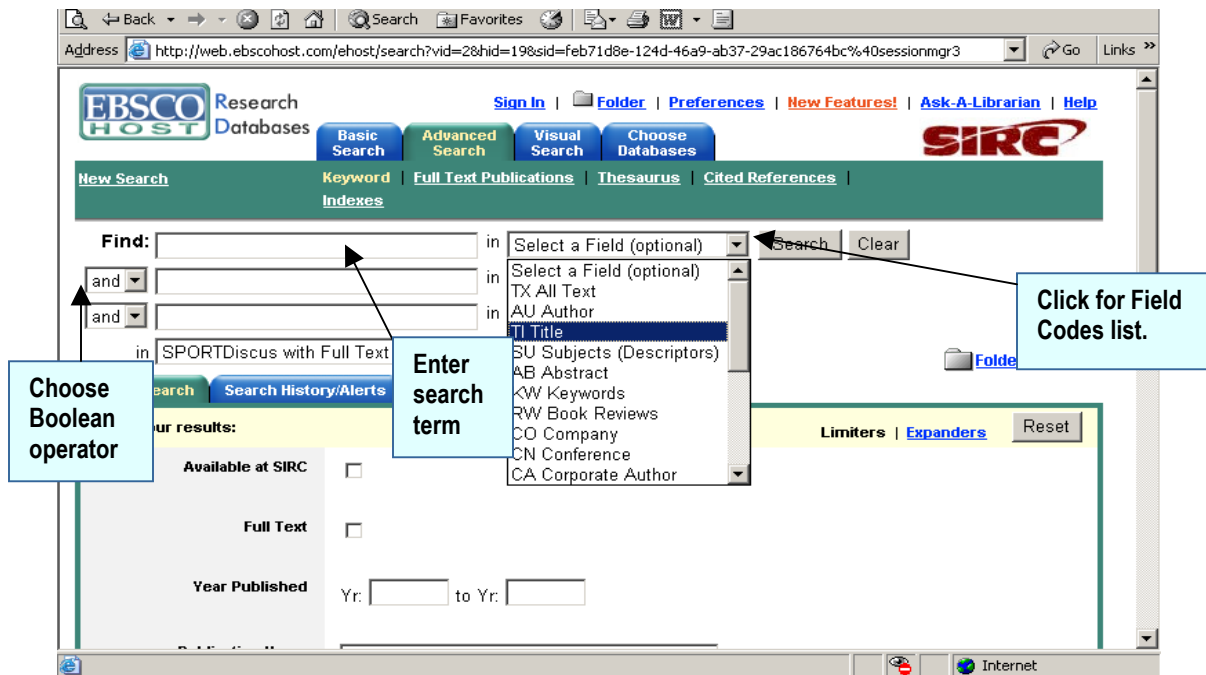


Figure 2.

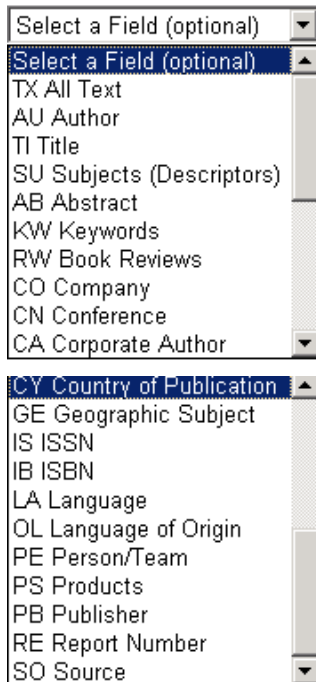


Figure 3.

TIP:

- When you choose **Select a Field (optional)**, you are asking for all the citations that have your term in either title, subject, keyword, or abstract fields.
- If you choose **SU Subjects (Descriptors)** you are searching via the EBSCO thesaurus. SIRC Thesaurus terms and BB Codes have been mapped to equivalent concepts in this new thesaurus and are thus represented by similar vocabulary in the Subject field.
- Corporate descriptors are similarly found in a field called **CO Company**
- Geographic descriptors are similarly found in a field called **GE Geographic Subject**
- Personal names and Club/Team names are found in a separate searchable field called **PE Person/Team**.

IV. Refine Search:

A. Limiters

- To make a search more precise, select any limiters or expanders available on the **Refine Search** tab.
- Results can be refined by using the following limits, which are available through both the **Simple Search** and **Advanced Search** screens:
 - Available at SIRC
 - Full text (from Ebsco)
 - Year published
 - Publication Name
 - English abstract available (check box = yes)
 - Peer Reviewed **NOTE:** Bear in mind that peer reviewed designation has only been used since 2000. By choosing this limiter you will miss peer reviewed literature before 2000.
 - Language
 - Country of publication. (Type in the desired country.)
 - Publication Type (choose from pulldown menu)
 - Database Subset (choose from pulldown menu)
- Click the **Reset** button on top right hand corner to reset limits.

B. Modify Search within Results

- **Narrow Results by Subject** offers the facility to narrow down the results by applying chosen descriptors culled from the resulting citation list. These are displayed on the left side of the screen. Simply click on desired term and the descriptor will be added to the search strategy using the Boolean operator *and*.



Figure 4.

- The **Search History/Alerts** tab allows the facility to view the searches performed throughout the session and to narrow down or combine searches to produce more relevant results.
 - Click on search history tab
 - Click desired check box
 - Click appropriate Boolean operator and click **Add**.
 - This will add the search to the **Find** box in the **Search** area.
 - When you have entered your searches and terms, click **Search**.
 - Alternatively, click **View Results** to view results.

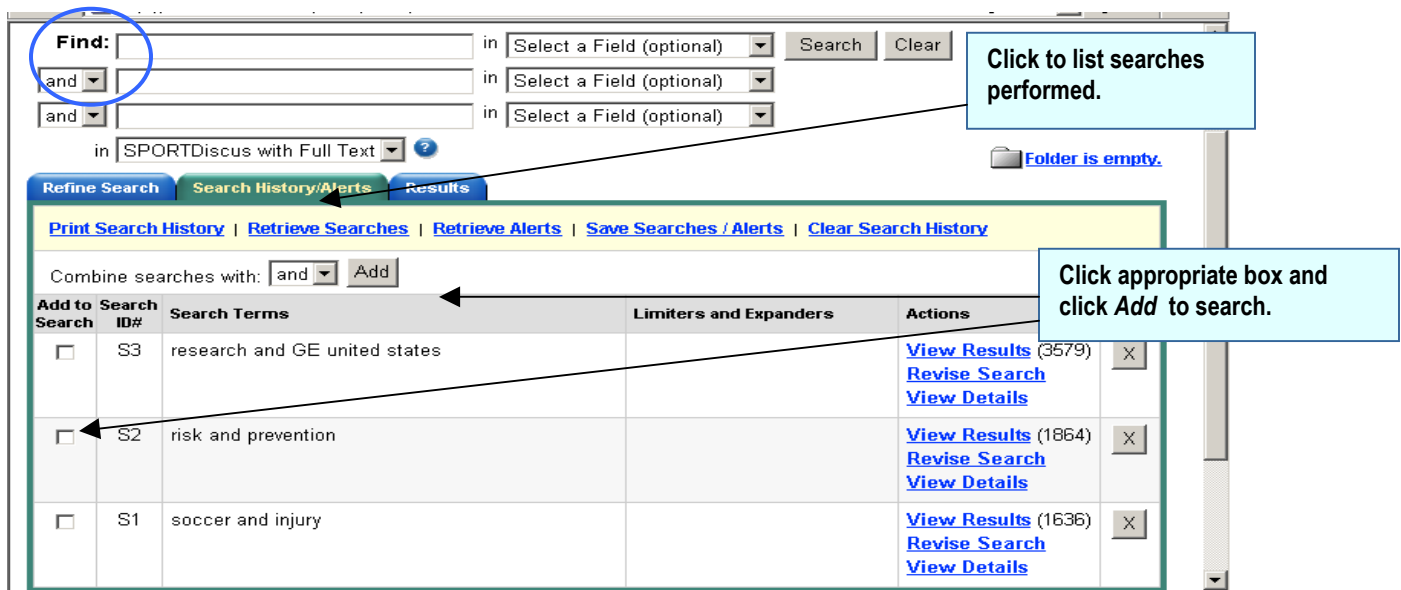


Figure 5.

V. Thesaurus

[Keyword](#) | [Full Text Publications](#) | [Thesaurus](#) | [Cited References](#) | [Indexes](#)

- Click on the **Thesaurus** tab located under the Advanced Search toolbar. The thesaurus is a controlled vocabulary used by EBSCO comprised of subject headings, descriptors, or terms assigned to the citations (records) in the database.
- The thesaurus can be browsed alphabetically or by entering the term of interest in the **Browse for** box.
- When the term appears, click on it and a hierarchy will display.
- Use the check box and select **and, or, not** from the pull-down menu and click on the **Add** button to add one or more thesaurus terms to your search.

A. Explode

- In a thesaurus display, terms are related to each other in a hierarchy of broader terms, narrower terms, related and 'use for' terms.
- When a term is "exploded" by clicking on the **Explode** box, the search is modified to include the search term and its narrower terms. For example:

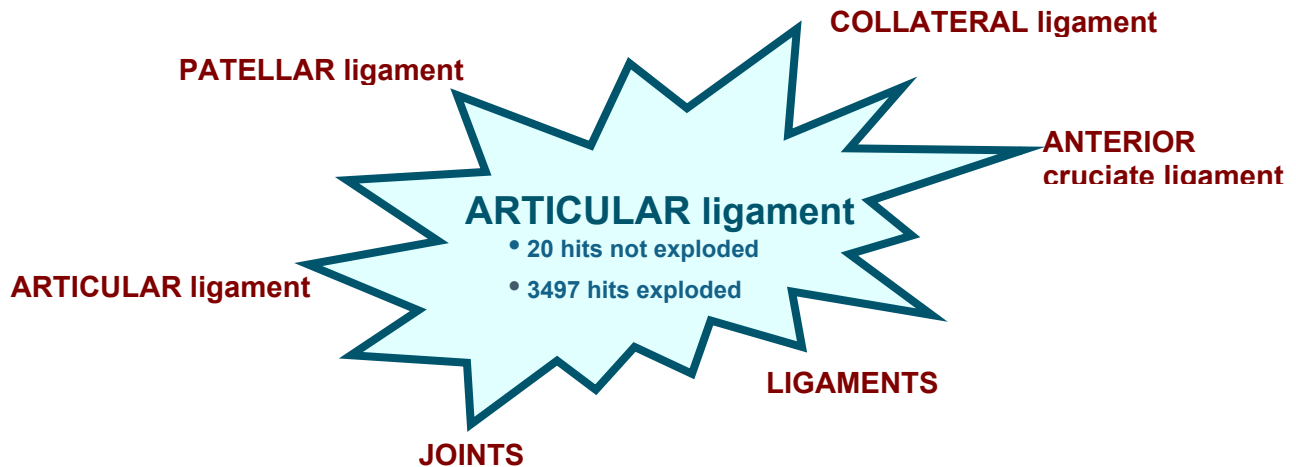


Figure 6.

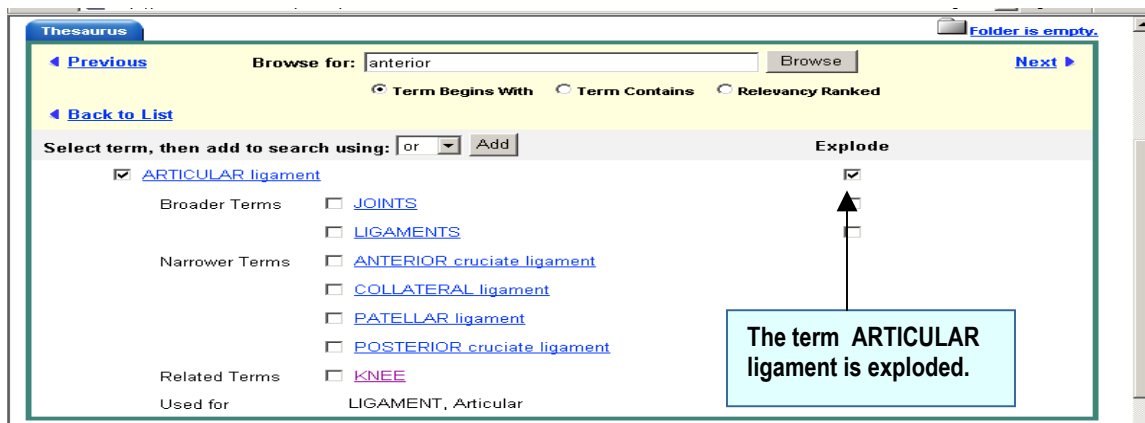
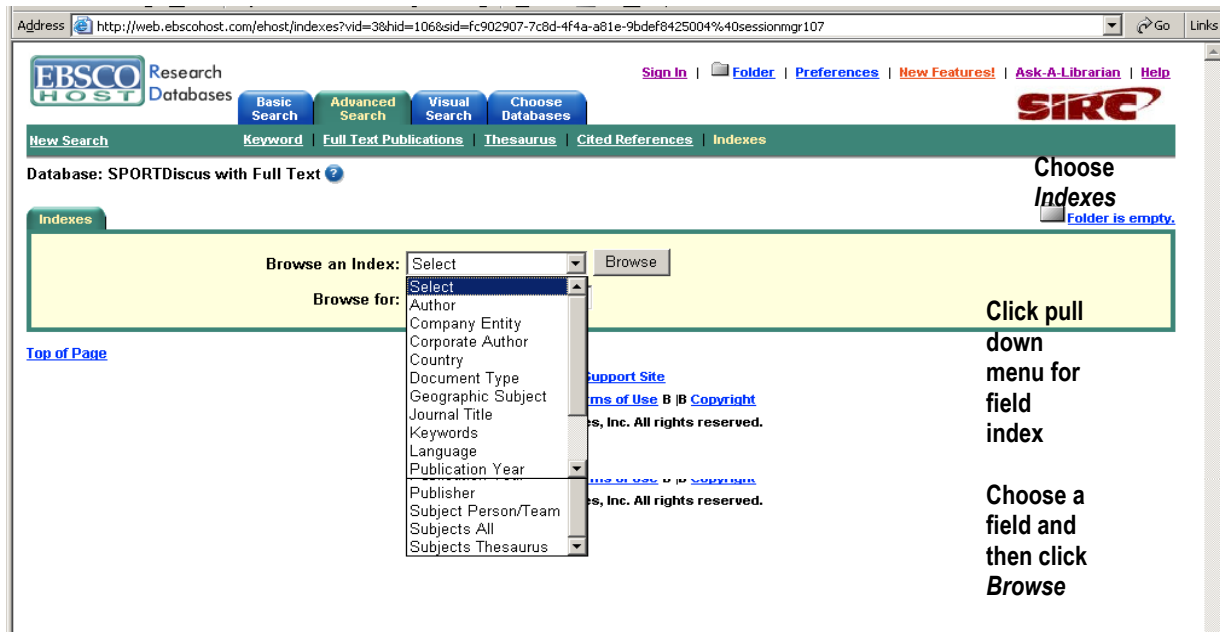


Figure 7.

VI. Browsing by index

Use this option to find all the entries in a particular field, for example, to search for an author when only the last name is known.

- Click the **Indexes** button to display the search screen.
- Click the **Browse an Index** drop-down menu for a complete list of indexed fields.
- Click on the desired field.
- Enter term in the **Browse for** box and click **Browse**.
- An alphabetical list of terms and how many records contain the term is displayed.
- Select a Boolean operator and click **Add** to add the term to the **Find** box.



VIII. Display

- Results are displayed as brief records. To see the full record click the hyperlinked title. See Figure 9 below.

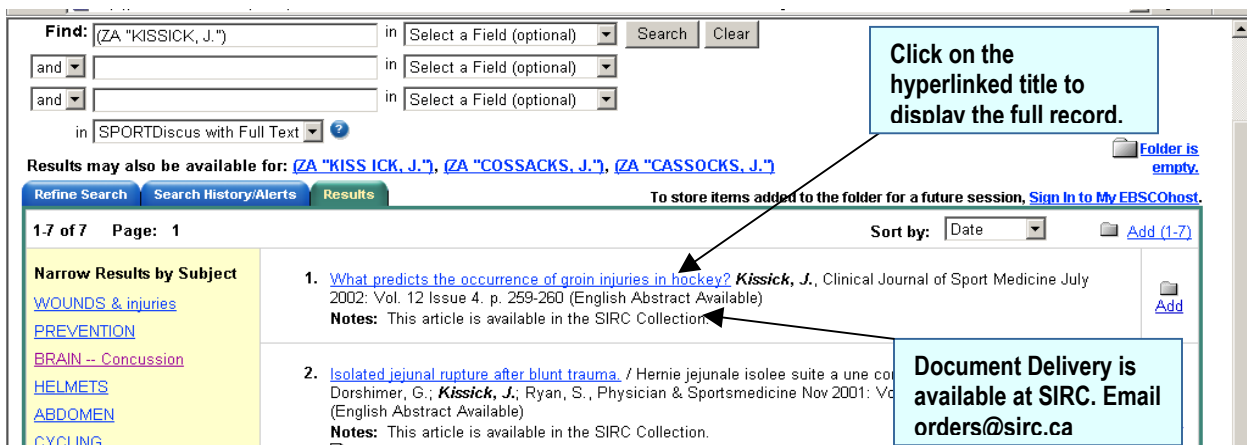


Figure 9.

IX. Output options

- In order to select only the record(s) of interest from the results list, click on the **Add to folder** button on the right hand side to add results to a customized result list. To display this list, click on **Folder has items**.
- **Print, Email** or **Save to Disk** are available as output options. Follow the directions as provided.

X. Additional features:

A. Citation Searching:

- Click the **Cited References** button from the sub-toolbar.
- In this screen, enter search terms next to **Cited Author, Cited Title, Cited Source, Cited Date** or **All Citation Fields** and then click **Search**.
- Alternatively follow the link from the Results screen as shown below:

The screenshot shows a search results page for the term 'psychotherapy'. The search bar contains 'psychotherapy' and the search criteria are set to 'TI Title'. The results list shows four items. A blue box labeled 'Add to folder' points to the 'Add' button next to the first result. Another blue box labeled 'Click to see cited references.' points to the 'Cited References (3)' link next to the third result.

Find: psychotherapy in TI Title Search Clear

and in Select a Field (optional)

and in Select a Field (optional)

in SPORTDiscus with Full Text

Refine Search Search History/Alerts Results

To store items added to the folder for a future session, Sign In to My EBSCOhost.

1-10 of 172 Page: 1 2 3 4 5 Next Sort by: Date Add (1-10)

Narrow Results by Subject

- PSYCHOTHERAPY
- THERAPEUTICS
- BOOKS -- Reviews
- PSYCHOLOGY
- STRESS (Physiology)
- NONFICTION
- ATHLETES
- SPORTS
- PSYCHIATRY
- MENTAL health services

1. [Psychotherapy Following Traumatic Brain Injury: Integrating Theory and Practice](#). Coetzer, Rudi, Journal of Head Trauma Rehabilitation Jan/Feb2007, Vol. 22 Issue 1, p39
Notes: This article is available in the SIRC Collection.
[PDF Full Text](#)
2. [The Psychotherapy and Counselling Federation of Australia: How the federation model contributes to the field](#). Schofield, Margot J.; Grant, Jan; Holmes, Sophie; Barletta, John, International Journal of Psychology Jun2006, Vol. 41 Issue 3, p163
Notes: This article is available in the SIRC Collection.
3. [Assessing Personality Change in Psychotherapy With the SWAPb200: A Case Study](#). Lingardi, Vittorio; Sheehan, Francesco, Journal of Personality Assessment Feb2006, Vol. 86 Issue 1, p23
[Cited References \(3\)](#)
Notes: This article is available in the SIRC Collection.
[PDF Full Text](#)
4. [Moving Out of the Black and Into the Blue: The Cross-referencing of Performative Metaphor in Dancing, Psychotherapy, and Writing](#). Edsall, Mary

The screenshot shows the 'Cited References' page for the article 'Assessing Personality Change in Psychotherapy With the SWAPb200: A Case Study'. The page displays three related records, each with a checkbox and an 'Add' button. A blue box labeled 'Mark checkboxes and click Related Records' points to the 'Related Records' button and the checkboxes.

Cited References for: [Assessing Personality Change in Psychotherapy With the SWAPb200: A Case Study](#).

[Original Results](#) Folder is empty.

To store items added to the folder for a future session, Sign In to My EBSCOhost.

13 of 3 Page: 1

To view records related to the article shown above, mark checkboxes and click **Related Records**.

Related Records


- 1. Cognitive-Behavioral Treatment of Borderline Personality Disorder; Linehan, MM; 1993, New York, N.Y. : Guilford. Document Type: Book Citation; (AN CTBPD.LINEHAN.GUILFORD.A1C) [Citation Record]
Times Cited in this Database(2)
Notes: Call SIRC (+1 800 665-6413 or +1 613 231-7472) or visit [sirc.ca](#) [Add](#)
- 2. Diagnostic and statistical manual of mental disorders; American Psychiatric Association; 1980, Washington, DC : Author (3rd edition). Document Type: Book Citation; (AN DSMMD.AMERICAN.AUTHOR.A1HJ) [Citation Record]
Times Cited in this Database(21)
Notes: Call SIRC (+1 800 665-6413 or +1 613 231-7472) or visit [sirc.ca](#) [Add](#)
- 3. Research design in clinical psychology; Kazdin, A.E.; 1992, Needham Heights, MA : Allyn & Bacon (2nd edition). Document Type: Book Citation; (AN RDCP.KAZDIN.ALLYNBACON.A11B) [Citation Record]
Times Cited in this Database(2)
Notes: Call SIRC (+1 800 665-6413 or +1 613 231-7472) or visit [sirc.ca](#) [Add](#)

Figure 10.



A. Ask A Librarian

- SIRC members have convenient access to qualified SIRC sport librarians and can ask questions by simply clicking [Ask-A-Librarian](#) located in the top right hand corner or by telephoning 613-231-7472.

B. SIRC Members

- Click on  in the top right hand corner to return to the SIRC Members page.

XI. SIRC Document Delivery

- Full text articles are immediately available by clicking the  [HTML Full Text](#) or  [PDF Full Text](#) found on the citation.
- Articles from the SIRC collection are designated in the results. To order an article click on [Order through SIRC Document Delivery Service](#)
- Alternatively, email orders@sirc.ca for document delivery.
- Articles from the SIRC collection through SIRC Document Delivery are sent via mail, fax, courier and ARIEL electronic transmission.

XII. Contact information

- SIRC (Sport Information Resource Centre)
180 Elgin Street, Suite 1400
Ottawa, Canada
K2P 2K3
Telephone: +1-613-231-7472
Toll Free: 1-800-665-6413 (North America)
Fax: 613-231-3739
Visit our Web site: www.sirc.ca